



BURNET COUNTY EMERGENCY SERVICES DISTRICT NO. 2

P.O. Box 249

Buchanan Dam, Texas 78609-0249

Minutes (Official) – June 19, 2025

1. (AI)¹ Call meeting to order.

(AD)² At 6:00p.m., June 19, 2025, the Regular Meeting for the Board of Emergency Service Commissioners of Burnet County Emergency Services District No. 2 was called to order by President Sharon Barclay at the Cassie Volunteer Fire Department, 3900 RR 690, Burnet, Texas 78611. Notice of this meeting (Enclosure 1) had been previously posted at the Burnet County Courthouse and the Burnet County website, (Burnet County burnetcountytexas.org) in compliance with the provisions of Chapter 551, Texas Government Code.

2. (AI) Establish a quorum.

(AD) Board members in attendance were:

Sharon Barclay

Jodeen Lee

Felecia Sanchez

Robbie Cheatham

William Proffer - Absent



3. (AI) Pledge of Allegiance

(AD) The quorum having been established, the Pledge of Allegiance to the United States was rendered with appropriate honors.

¹ AI – Agenda Item

² AD – Action and/or Discussion by BCESD-2Commissioners

4. (AI) Invocation

(AD) Commissioner Barclay offered the Invocation.

5. (AI) Welcome guests

(AD) Commissioner Barclay welcomed all visitors to the meeting:

Chief Derrick Curtis

Mrs. Laura Schneider, CVFD Treasurer

Mrs. Megan Paz ESD2 Administrative Assistant

6. (AI) Comments from the Board and Public, not scheduled on the agenda may be made. However, no action can be taken on these matters, and the Board will not debate the comments at this meeting. Comments regarding specific agenda items should occur when the item is called. There is a 2- minute speaking limit.

(AD) Commissioner Barclay called for any comments regarding non-agenda items. No items were brought forward for discussion.

7. (AI) Accept minutes from May 15, 2025, Meeting (Barclay)

(AD) Commissioner Barclay called for any additional changes that need to be made to May 15, 2025 Meeting Minutes, with no further corrections needed, the minutes were accepted as presented.

8. (AI) Burnet County ESD No. 2 Treasurer Report. (Lee)

(AD) Commissioner Lee presented the Treasurer's Report for May 2025

<i>Balances</i>	<i>Checking \$ 473,561.62</i>
	<i>FSB of Burnet – Sales Tax: \$ 20,126.56</i>
	<i>Texas Class Reserve Investment: \$ 198,225.80</i>
	<i>Texas Class Sales Tax Investment: \$ 209,988.26</i>
	 <i>Total Income: \$ 15,328.20</i>
	<i>Expenses: \$ 5,518.57</i>

Net Income: \$ 9,809.63

<i>YTD Income</i>	<i>\$ 564,824.69</i>	
<i>YTD Expenses</i>	<i>\$ 243,267.23</i>	
<i>Budget</i>	<i>\$ 586,827.40</i>	
<i>Net Income</i>	<i>\$ 321,557.46</i>	<i>(Enclosure 2)</i>

9. (AI) Discussion and/or action regarding the disbursement of funds (Lee)

(AD) Commissioner Lee reported that payment to the Burnet County Central Appraisal District for 3rd Quarter, 4th Quarter Payment to CVFD, Post Office Box, and Megan Paz will be disbursed.

Commissioner Barclay called for discussion and/or questions regarding the disbursement of funds. No discussion was needed.

A. (AI) Report from CVFD Leadership (Chief Curtis/Asst. Chief Schoenfeld)

- 1. Number of calls**
- 2. Staffing, Structure, Retention, Recruitment Strategic Plan #3**
- 3. Training – Strategic Plan #4**
- 4. Community Involvement - Strategic Plan #7**
- 5. Equipment**

B. Cassie VFD Financial Report (L Schneider)

C. Discussion and/or action regarding Capital Expense request (Curtis)

(AD) Chief Curtis gave the report on CVFD activity for the month of May 2025.

A1. CFVD responded to a total of 18 calls ---3 Fire 14 Rescue & EMS & 1 Good Intent. Mutual Aid given –3, and 13 Patient Contacts.

There were 4 overlapping calls. Average response 7:13 EMS 21:45 FIRE 10:27

Total Average In-District calls – 9; 10-M-F – 6 and Out of District -3. (Enclosure 3)

- 2. Chief Curtis reported that CVFD had received an application/resume received from a Medic out of Williamson County in hopes of a volunteer position being available.*
- 3. Currently, there are no training events to report.*
- 4. Chief Curtis reported that CVFD are planning to participate in the community parade in Cassie and Buena Vista subdivisions. He also reported that they had participated in “Welcome Back to Summer” at the Community Center and will continue to do so in the future activities.*
- 5. Chief Curtis reported no equipment related issues.*

B. Mrs. Laura Schneider provided the CVFD Treasurers Report for May 2025.

There was a balance of \$92,0625.01 in checking.

Expenses: \$12,915.56

Net Income: \$ 11,513.44

YTD Expenses \$ 171,833.52

Net Income YTD \$ 80,710.49

Mrs. Laura Schneider provided the CVFD Account Report for May 2025.

There was a balance of \$119,813.56 in checking.

Income \$ -8,004.55

Expenses were \$ 8,704.55

(Enclosure 4)

6. C. Currently, there are no Capital Expenditure requests.

10. (AI) Administrative update of the Sales Tax Program for Burnet County ESD No 2 including update reports for HdL – Strategic Plan #5 Goal (Proffer)

(AD) Commissioner Barclay noted that the May Sales Tax received is \$8413.00 which is a YoY 14.2% decrease.

(Enclosure 5)

11. (AI) Joint task Force Report – Strategic Plan #5 Goal 1. (Barclay/Proffer/Curtis/Schoenfeld)

(AD) Commissioner Barclay and Chief Curtis met in May to review Strategic Planning #5 Goal #1. Chief Curtis stated the Fire Code books arrived and are available if anyone needs to review. He also noted that he will hold off on the website subscription regarding Fire Code payments.

12. (AI) Discussion and/or action to review and make changes to the Strategic Plan from 2025.

(AD) 1. Strategic Planning #3: -Structures – Chief Curtis Chief Curtis noted that there is no additional space available for more trucks. He suggested that expanding the existing building could be a financially viable solution to address this issue. He also mentioned bay doors will need to move out 6' to accommodate a new vehicle.

2. *Strategic Planning Topic #2 -Equipment – Chief Curtis stated that Goal #1 is complete. Engine 1 was sold. Goal #2 is pending until Fall 2025 to replace Brush Truck #3.*
3. *Strategic Planning Topic #3 -Staffing – Goal#3 Commissioner Barclay noted that there is still money marked for a retention bonus to Volunteers; payable to Volunteers in September 2025 based on longevity.*

Strategic Planning Topic #3 Goal #4 -Pension & Retirement – Chief Curtis stated that he is researching all Volunteer Retirement Fund options; also this can be a budget item but are payable from BCESD #2.

4. *Strategic Planning Topic #4 Training – Chief Curtis stated that this is all in progress.*
5. *Strategic Planning Topic #5 -Leadership – still meeting on a regular basis. Goal # 2 and Goal #3 are in progress. Goal #4 Commissioner Proffer is working on grants. Goal #5 5-year focused budget Goal # 6 ongoing Goal #7 in progress*
6. *Strategic Planning Topic #6- Fire Prevention/Education/Pre-Fire Plans- Goal #1 is completed; Goal #2 -911 address signs are in progress and available for anyone that still needs one. Goal #4 Commissioner Proffer is the LCRA liaison.*
7. *Strategic Planning Topic #7 – Community Involvement– Goal #1 CVFD are actively participating in local HOA / POA events. Goal #2 Chief Curtis notes that he is doing social media posts approximately 1 time per week; Goal #3 CPR class possible Fall 2025; Goal # 4 Open House schedule every year possibly biennial.*

Commissioner Barclay asked for any discussion regarding changing the open house to biennial event.

Commissioner Barclay asked for a Motion to change Strategic Plan #7 Goal #4 CVFD/ESD Open House from annual to biennial event.

Commissioner Cheatham made the motion to change Strategic Plan #7 Goal #4 CVFD/ESD Open House from annual to biennial event.

Commissioner Lee seconded the motion; the motion passed unanimously.

8. ***(AI) Discussion and/or action to approve cost for cost for website/cloud hosting. (Proffer)***

(AD) Commissioner Barclay stated that we are looking at the Google workspace which would include 6 people. Yearly cost would be \$1584.00.

Commissioner Barclay asked for any discussion regarding Google Workspace.

Commissioner Barclay requested a motion to approve Google Workspace for 6 people \$1584.00 per year.

Commissioner Sanchez made the motion to approve Google Workspace for 6 people at \$1584.00 per year. Commissioner Lee made the second motion; the motion passed unanimously.

9. (AI) Discussion and work on the BCESD2 FY'25-26 Budget (Lee/Barclay)

(AD) Commissioner Barclay noted that she and Commissioner Lee will be working on the budget and will bring it forward at the July 2025 meeting. If you have anything that needs to be added, please let her know. Ideas offered during meeting were Business cards and BCESD2 Shirts.

10. (AI) Calendar of events


A. July 17, 2025 Regular Meeting
Standing Agenda Items
Strategic Plan updates
Review of CVFD Contract
Discuss BCESD2 FY'25-26 Budget
Receive CVFD FY'25-'26 Budget

11. (AI) Next meeting – Thursday, July 17, 2025, at Cassie Volunteer Fire Department


(AD) Commissioner Barclay announced that the next BCESD2 Meeting will be on July 17, 2025, at 6pm at the Cassie Volunteer Fire Department.

12. (AI) Adjourn

(AD) With no additional business, the Burnet County Emergency Services District No 2, June 19, 2025, Meeting was adjourned at 6:50 p.m.

Signed by:

12232390E2A5455

Robbie Cheatham
Secretary
Emergency Services District No. 2
Burnet County

DocuSigned by:

31B455792400450...

Sharon K. Barclay
President
Emergency Services District No. 2
Burnet County

June 19, 2025

June 19, 2025



POSTED **Violnta Stafford**
Burnet County Clerk
By Christy Simpson at 1:38 pm, Jun 12, 2025

BURNET COUNTY EMERGENCY SERVICES DISTRICT No. 2
P.O. BOX 249
BUCHANAN DAM, TEXAS 78609-0249

NOTICE OF REGULAR MEETING

In compliance with the provisions of Chapter 551, Texas Government Code, notice is hereby given of a Regular Meeting of the Board of Emergency Services Commissioners of Burnet County Emergency Services District No. 2, to be held on Thursday, June 19, 2025, at 6:00 p.m. at the Cassie VFD Station located at 3900 RR 690, Burnet, Texas, 78611. This agenda is posted in the Burnet County Courthouse and on the [Burnet County \(burnetcountytexas.org\)](http://burnetcountytexas.org) website.

The following agenda items will be discussed, considered and action taken as appropriate:

AGENDA

1. Call meeting to order. (Barclay)
2. Establish a quorum. (Barclay)
3. Pledge of Allegiance. (Barclay)
4. Invocation. (Barclay)
5. Welcome guests. (Barclay)
6. Comments from the Board and Public not scheduled on the agenda may be made. However, no action can be taken on these matters, and the Board will not debate the comments at this meeting. Comments regarding specific agenda items should occur when the item is called. There is a 2-minute speaking limit.
7. Accept minutes from the May 15, 2025 Meeting. (Barclay)
8. Burnet County ESD No. 2 Treasurer Report. (Lee)
9. Discussion and/or action regarding the disbursement of funds. (Lee)
10. Report from the Cassie Volunteer Fire Department.
 - A. Report from CVFD Leadership (Chief Curtis/Asst. Chief Schoenfeld)
 1. Number of calls.
 2. Staffing, Structure, Retention, Recruitment-Strategic Plan #3
 3. Training-Strategic Plan #4
 4. Community Involvement – Strategic Plan #7



BURNET COUNTY EMERGENCY SERVICES DISTRICT No. 2
P.O. BOX 249
BUCHANAN DAM, TEXAS 78609-0249

5. Equipment and Apparatus - Strategic Plan #2
 6. Other department activity or concerns.
 - B. Cassie VFD Financial Report (L. Schneider)
 - C. Discussion and/or action regarding Capital Expense request. (Curtis)
 11. Administrative update of the Sales Tax Program for Burnet County ESD No. 2 including update on reports from HdL- Strategic Plan #5 Goal 6 (Proffer)
 12. Joint Task Force Report – Strategic Plan #5 Goal 1. (Barclay/Proffer/Curtis/Schoenfeld)
 13. Discussion and/or action to review and make changes to the Strategic Plan from 2024. (Barclay)
 14. Discussion and/or action to approve cost for website/cloud hosting. (Proffer)
 15. Discussion and work on the BCESD2 FY'24-25 Budget. (Lee/Barclay)
 16. Calendar of Events
 - A. July 17, 2025 Regular Meeting
 - Standing Agenda Items
 - Strategic Plan updates
 - Review of CVFD Contract
 - Discuss BCESD2 FY'25-'26 Budget
 - Receive CVFD FY'25-'26 Budget
 17. Next meeting – Thursday, July 17, 2025 at the Cassie Volunteer Fire Department.
 18. Adjourn
- Sharon K. Barclay
President
Burnet County Emergency Services District No. 2
Burnet County, Texas

Enclosure 2

1:33 PM
06/08/25
Cash Basis

Burnet County Emergency Services District #2
Balance Sheet
As of May 31, 2025

	May 31, 25
ASSETS	
Current Assets	
Checking/Savings	
First State Bank of Burnet	473,561.62
FSB of Burnet-Sales Tax	20,126.56
Texas Class Invest - Reserve	198,225.80
Texas Class Invest - Sales Tax	209,988.26
Total Checking/Savings	901,902.24
Total Current Assets	901,902.24
TOTAL ASSETS	901,902.24
LIABILITIES & EQUITY	
Equity	
Unrestricted Net Assets	580,344.78
Net Income	321,557.46
Total Equity	901,902.24
TOTAL LIABILITIES & EQUITY	901,902.24

1:36 PM
06/08/25
Cash Basis

Burnet County Emergency Services District #2
Profit & Loss Detail
May 2025

Type	Date	Num	Name	Memo	Paid Amount
Income					
Government Contracts					
Local Government Contracts					
Deposit	05/06/2025		Burnet County Appraisal Dist.	4/16-4/30/25	1,645.28
Deposit	05/21/2025		Burnet County Appraisal Dist.	5/1-5/15/25	1,939.96
Total Local Government Contracts					3,585.24
Sales Tax Revenue					
Deposit	05/09/2025		Texas Comptroller	Sales Tax ending 5/6/25	10,122.30
Total Sales Tax Revenue					10,122.30
Total Government Contracts					13,707.54
Interest Earned					
Deposit	05/31/2025			Interest	4.26
Deposit	05/31/2025			Interest	100.78
Total Interest Earned					105.04
Investments					
Interest-Investments					
Deposit	05/31/2025			Interest	740.66
Deposit	05/31/2025			Interest	774.96
Total Interest-Investments					1,515.62
Total Investments					1,515.62
Total Income					15,328.20
Expense					
Contract Services					
Contract Labor					
Check	05/15/2025	1578	Megan L. Paz	Apr 2025	500.00
Total Contract Labor					500.00
CVFD-Capital Expenditures					
Check	05/15/2025	1579	Cassie VFD	20% match for automated CPR machine grant	4,886.00
Total CVFD-Capital Expenditures					4,886.00
Outside Contract Services					
Burnet Co. Appraisal Dist.					
Tax Collection Legal Fees					
Deposit	05/06/2025		Burnet County Appraisal Dist.	4/16-4/30/25	132.57
Total Tax Collection Legal Fees					132.57
Total Burnet Co. Appraisal Dist.					132.57
Total Outside Contract Services					132.57
Total Contract Services					5,518.57
Total Expense					5,518.57
Net Income					9,809.63

1:41 PM

06/08/25

Cash Basis

Burnet County Emergency Services District #2
Profit & Loss Budget vs. Actual
 October 2024 through May 2025

	Oct '24 - May 25	Budget	\$ Over Budget
Income			
Government Contracts			
Local Government Contracts	457,935.20	458,627.40	-692.20
Sales Tax Revenue	95,258.03	100,000.00	-4,741.97
Total Government Contracts	553,193.23	558,627.40	-5,434.17
Interest Earned	655.89	200.00	455.89
Investments			
Interest-Investments	10,975.57	28,000.00	-17,024.43
Total Investments	10,975.57	28,000.00	-17,024.43
Total Income	564,824.69	586,827.40	-22,002.71
Expense			
Capital Reserve	-17,588.15	207,269.90	-224,858.05
Contract Services			
Accounting Fees	12,400.00	13,000.00	-600.00
Casale Volunteer Fire Dept	227,863.13	260,415.00	-32,551.87
Contract Labor	3,868.75	6,000.00	-2,131.25
CVFD-Capital Expenditures	4,230.51	10,000.00	-5,769.49
CVFD-Retention Bonuses	191.88	6,000.00	-5,808.12
Hdl. Companies	2,819.00	3,000.00	-181.00
Insurance-Liability & D.O.	1,422.00	2,724.75	-1,302.75
Insurance-Workers Compensation	356.00	454.25	-98.25
Legal Fees	1,583.02	5,000.00	-3,416.98
Outside Contract Services			
Burnet Co. Appraisal Dist.	383.65		
Tax Collection Legal Fees	3,661.44		
Burnet Co. Appraisal Dist. - Other		7,055.76	-3,394.32
Total Burnet Co. Appraisal Dist.	4,045.09	7,055.76	-3,010.67
Total Outside Contract Services	4,045.09	7,055.76	-3,010.67
Total Contract Services	258,788.38	314,249.76	-55,461.38
Operational Reserve	0.00	58,682.74	-58,682.74
Operations			
Newspaper Advertisement	52.00	100.00	-48.00
Postage, Mail Service	0.00	175.00	-175.00
Total Operations	52.00	275.00	-223.00
Other Types of Expenses			
Community Involvement Expense	201.42	500.00	-298.58
Computer expense	0.00	1,000.00	-1,000.00
Memberships and Dues	1,598.58	1,750.00	-151.42
Total Other Types of Expenses	1,800.00	3,250.00	-1,450.00
Travel and Meetings			
Conference, Convention, Meeting	0.00	2,500.00	-2,500.00
Travel	215.00	600.00	-385.00
Total Travel and Meetings	215.00	3,100.00	-2,885.00
Total Expenses	243,267.23	586,827.40	-343,560.17
Net Income	321,557.46	8.00	321,557.46

Page 1

Minutes
 BCESD #2
 June 19, 2025
 Page 11 of 25



Cassie VFD TX
Address: 3900 FM690, Burnet, TX, 78611



INCIDENT COUNT

INCIDENT TYPE	# INCIDENTS	%
1- FIRE	3	16.67%
3- RESCUE & EMS	14	77.78%
6- Good Intent	1	5.55%

TOTAL	18	100%
--------------	-----------	-------------

INCIDENT TYPE YTD	# INCIDENTS	%
1- FIRE	18	17.31%
3- RESCUE & EMS	60	57.69%
5- SERVICE CALL	3	2.89%
6- GOOD INTENT	22	21.15%
7- FALSE ALARM	1	0.96%

TOTAL	104	100%
--------------	------------	-------------

MUTUAL AID

AID TYPE	TOTAL	YTD
AID GIVEN	3	34
AID RECEIVED	0	5

OVERLAPPING CALLS

# OVERLAPPING	% OVERLAPPING
4	22.22%
# OVERLAPPING- YTD	% OVERLAPPING YTD
16	15.38%

Cassie VFD TX
Address: Burnet, TX, 78611



AVERAGE RESPONSE TIME

(DISPATCH TO ARRIVAL)

EMS	FIRE	TOTAL
7:13	21:45	10:27
EMS-YTD	FIRE-YTD	TOTAL-YTD
7:14	18:41	10:37

AVERAGE RESPONSE TIME BY SHIFT

(IN-DISTRICT, M-F 9-5, OUT-OF-DISTRICT)

IN-DISTRICT	M-F 8-5	OUT OF DISTRICT
9- 8:59	6- 3:46	3- 28:14
IN-DISTRICT-YTD	M-F 8-5-YTD	OUT OF DISTRICT-YTD
49- 7:29	20- 5:52	21- 23:22
		14- DISPATCHED AND CANCELED

TIME ON SCENE

TOTAL TIME ON SCENE- 8:05:39	AVERAGE TIME ON SCENE- 0:34:41
EMS TOTAL TIME ON SCENE- 6:25:18	AVERAGE TIME ON SCENE- 1:36:20
FIRE TOTAL TIME ON SCENE- 14:30:57	AVERAGE TIME ON SCENE- 0:48:23
YTD	
TOTAL TIME ON SCENE- 38:41:49 EMS	AVERAGE TIME ON SCENE- 0:34:49
TOTAL TIME ON SCENE- 48:26:35 FIRE	AVERAGE TIME ON SCENE- 1:18:33
TOTAL TIME ON SCENE- 87:08:24	AVERAGE TIME ON SCENE- 0:50:16

Cassie VFD TX
Address: 3900 FM690, Burnet, TX, 78611



PATIENT CONTACTS

APPARATUS	TOTAL # OF PATIENT CONTACTS		# OF PATIENTS TRANSPORTED BY EMS	
	CURRENT	YTD	CURRENT	YTD
POV	4	10		
CHIEF 60	9	39	11	43
BRUSH 51	0	6		
RESCUE 24	0	5		
TOTAL				
# OF PATIENTS	13	60		

PERSONNEL COUNT

PERSONNEL ON APPARATUS	PERSONNEL NOT ON	TOTAL
2.66	SCENE 0.88	3.44
PERSONNEL ON APPARATUS-YTD	PERSONNEL NOT ON SCENE-YTD	TOTAL-YTD
3.05	1.08	4.11

FDR-NFIRS: Aid Given Detail Report - Last Calendar Month

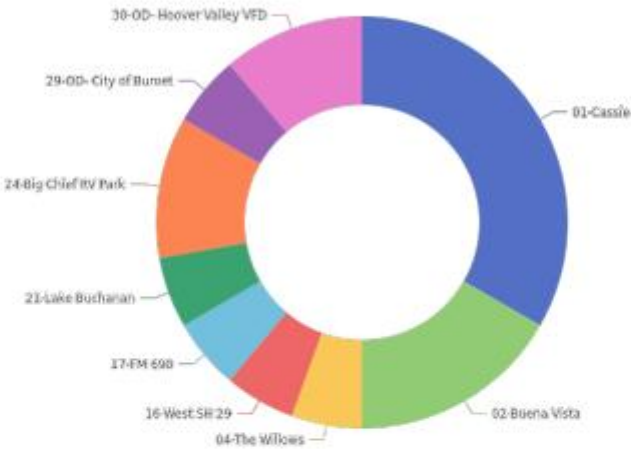
INCIDENT ID	PSAP CALL DATE/TIME	INCIDENT NUMBER	INCIDENT TYPE	FIRE STATION	ADDRESS	AID DEPARTMENT NAME	AID TYPE
22504377	2025-05-13 18:36:17	2025-0000091	363 - Swift water rescue	Station 1- 4400	523 SHOALS PARKWAY	Hoover Valley Volunteer Fire Department	Mutual aid given
22743038	2025-05-16 20:05:39	2025-0000095	111 - Building fire	Station 1- 4400	320 CR 119A	Hoover Valley Volunteer Fire Department	Mutual aid given
22936072	2025-05-23 03:35:26	2025-0000100	111 - Building fire	Station 1- 4400	830 N OAK VISTA	City of Burnet Fire/EMS	Mutual aid given



Cassie VFD TX
Address: 3900 FM690, Burnet, TX, 78611



FDR-NFIRS: Incident Count by Response Zone - Last Calendar Month



RESPONSE ZONE	INCIDENT COUNT	PERCENT OF TOTAL
01-Cassie	6	33.33%
02-Buena Vista	3	16.67%
04-The Willows	1	5.56%
16-West SH 29	1	5.56%
17-FM 690	1	5.56%
21-Lake Buchanan	1	5.56%
24-Big Chief RV Park	2	11.11%
29-OD- City of Burnet	1	5.56%
30-OD- Hoover Valley VFD	2	11.11%
Total	18	100.00%

4:03 PM
06/03/25
Cash Basis

Cassie Volunteer Fire Department
Balance Sheet
As of May 31, 2025

	May 31, 25
ASSETS	
Current Assets	
Checking/Savings	
1010 · CASSIE VFD-ESD2	92,065.01
Total Checking/Savings	92,065.01
Total Current Assets	92,065.01
Fixed Assets	
1410 · Land	13,820.69
1420 · Furniture & Fixtures	17,066.09
1430 · Vehicles & Equipment	1,538,216.79
1440 · EMS Equipment	11,412.56
1450 · Communication Equipment	103,956.55
1460 · Buildings	120,053.61
1510 · Accumulated Depreciation	-1,075,689.72
Total Fixed Assets	728,836.57
Other Assets	
1090 · Transfers (In/Out)	70,000.00
1100 · Grant Receivable	665.00
Total Other Assets	70,665.00
TOTAL ASSETS	891,566.58
LIABILITIES & EQUITY	
Liabilities	
Current Liabilities	
Other Current Liabilities	
2010 · Employer & Emp. Payroll Tax	-0.16
Total Other Current Liabilities	-0.16
Total Current Liabilities	-0.16
Total Liabilities	-0.16
Equity	
3010 · Unrestricted Net Assets-Ret.Ern	810,856.25
Net Income	80,710.49
Total Equity	891,566.74
TOTAL LIABILITIES & EQUITY	891,566.58

4:07 PM

Cassie Volunteer Fire Department

06/03/25

Profit & Loss Detail

Cash Basis

May 2025

Date	Name	Memo	Class	Paid Amount
Income				
4000 - Income				
4025 - Grants				
05/02/2025	LCRA Grant	LCRA Grant for Auto CPR Unit	ESD	19,543.00
05/16/2025	BCESD#2	Remaining cost of Zoll Auto CPR Pump from LCRA grant	ESDC	4,886.00
Total 4025 - Grants				24,429.00
Total 4000 - Income				24,429.00
Total Income				24,429.00
Expense				
5000 - ADMINISTRATIVE				
5005 - Accounting				
05/02/2025	Paychex-EIB	Monthly Fee for May 2025	ESD	70.10
05/02/2025	Paychex-EIB	Client Discount	ESD	-70.10
05/16/2025	Paychex-EIB	EFT - Payroll Fee for May 2025	ESD	25.36
05/30/2025	Paychex-EIB	EFT-Paychex Fee for May 2025	ESD	25.36
Total 5005 - Accounting				50.72
5025 - Office Supplies				
05/23/2025	Chase Card Services	Norton - Renewal of Subscription for 1 YR for 5 Licenses	ESD	169.99
Total 5025 - Office Supplies				169.99
5040 - Subscrptn/Dues/Membrshp/RecMgmt				
05/23/2025	Chase Card Services	Amazon - Business Prime Membership - No Receipt	ESD	179.00
05/23/2025	Chase Card Services	Apple - Cloud Storage Fee - No Receipt	ESD	0.99
05/23/2025	Chase Card Services	YMCA Monthly Membership for May D Curtis Family	ESD	69.00
05/23/2025	Chase Card Services	YMCA Monthly Membership for May C Kelley Family	ESD	69.00
05/23/2025	Chase Card Services	YMCA Monthly Membership for May T Herwig - Couple	ESD	42.00
05/23/2025	Chase Card Services	YMCA Monthly Membership for May D Lee - Couple	ESD	42.00
05/23/2025	Chase Card Services	YMCA Monthly Membership for May G Sanchez Couple	ESD	60.00
05/23/2025	Chase Card Services	YMCA Monthly Membership for May A Dupont	ESD	60.00
05/23/2025	Chase Card Services	YMCA Monthly Membership for May MRivera Single	ESD	42.00
05/23/2025	Chase Card Services	YMCA Monthly Membership for May N Ganci Family	ESD	69.00
Total 5040 - Subscrptn/Dues/Membrshp/RecMgmt				632.99
Total 5000 - ADMINISTRATIVE				853.70
5200 - PAID POSITION				
5205 - Base Salary				
05/02/2025	Derrick R Curtis	Salary	FDE	2,616.92
05/16/2025	Derrick R Curtis	Salary	FDE	2,616.92
05/30/2025	Derrick R Curtis	Salary	FDE	2,616.92
Total 5205 - Base Salary				7,850.76
5215 - CVFD SS & Medicare Tax Match				
05/02/2025	Derrick R Curtis	Employer Social Security & Medicare	FDE	200.20
05/16/2025	Derrick R Curtis	Employer Social Security & Medicare	FDE	200.20
05/30/2025	Derrick R Curtis	Employer Social Security & Medicare	FDE	200.20
Total 5215 - CVFD SS & Medicare Tax Match				600.60
Total 5200 - PAID POSITION				8,451.36
5300 - BUILDING AND GROUNDS				
5330 - Electrical Service				
05/15/2025	PEC	'3000098825 - Electric for 3-23 to 4-22-25	ESD	187.69
Total 5330 - Electrical Service				187.69

Page 1

Minutes
BCESD #2
June 19, 2025
Page 17 of 25

4:07 PM

06/03/25

Cash Basis

**Cassie Volunteer Fire Department
Profit & Loss Detail
May 2025**

Date	Name	Memo	Class	Paid Amount
5335 - Telephone Service				
05/23/2025	Chase Card Services	281 Internet - Internet for 4-10 to 5-9-25	ESD	167.00
05/23/2025	Chase Card Services	Verizon - Phone Service 3-11 to 4-10-25	ESD	250.74
Total 5335 - Telephone Service				417.74
Total 5300 - BUILDING AND GROUNDS				605.43
7000 - OPERATIONS				
7012 - Wex/Fuelman-Vehicles & Equip				
05/01/2025	WEX Bank	3-25-25 - Tender 40 - MA 25-0064 HVVFD	ESD	26.95
05/01/2025	WEX Bank	4-8-25 - Tender 40 - Regular Fill Up	ESD	31.16
05/01/2025	WEX Bank	4-15-25 - Brush 51 - Regular Fill Up	ESD	11.90
05/01/2025	WEX Bank	3-25-25 Brush 51 - Regular Fill Up	ESD	35.69
05/01/2025	WEX Bank	4-8-25 Engine 21 - Regular Fill Up	ESD	51.23
05/01/2025	WEX Bank	3-25-25 - Chief 60 - Regular Fill Up	ESD	51.73
05/01/2025	WEX Bank	4-9-25 - Chief 60 - Regular Fill Up	ESD	58.50
05/01/2025	WEX Bank	4-8-25 - Brush 50 - Regular Fill Up	ESD	9.90
05/01/2025	WEX Bank	3-25-25 - Rescue 24 - MA# 25-0064 HVVFD	ESD	31.42
05/01/2025	WEX Bank	4-15-25 - Rescue 24 - Regular Fill Up	ESD	50.62
05/01/2025	WEX Bank	3-25-25 - UTV31 - Rescue Boat	ESD	30.51
05/01/2025	WEX Bank	Monthly Card Charge	ESD	44.00
05/01/2025	WEX Bank	Rebate	ESD	-1.61
Total 7012 - Wex/Fuelman-Vehicles & Equip				432.00
7060 - Rehabilitation Supplies				
05/23/2025	Chase Card Services	Costco - Gatorade	ESD	48.57
Total 7060 - Rehabilitation Supplies				48.57
7072 - SCBA MAINTENANCE & REPAIR				
05/06/2025	HEAT Safety Equip...	25-105439-Qtrly Air quality check of compressor/cascade	ESD	260.00
Total 7072 - SCBA MAINTENANCE & REPAIR				260.00
7080 - Vehicle Maintenance/Repair				
05/13/2025	Texas Fire Resourc...	INV/2025/00015 - Kussmaul 11 Auto Charge for Brush 51	ESD	1,023.93
05/23/2025	Chase Card Services	NAPA - New Battery for Brush 50	ESD	438.98
Total 7080 - Vehicle Maintenance/Repair				1,462.91
7085 - Vehicle Maint/Repr(Vendor)				
05/23/2025	Chase Card Services	Quick Brakes - Oil Change for Command 4460	ESD	117.88
Total 7085 - Vehicle Maint/Repr(Vendor)				117.88
Total 7000 - OPERATIONS				2,321.36
8000 - TRAINING				
8025 - Per Diem Travel/Lodging				
05/23/2025	Chase Card Services	Red Lobster - Derrick's Lunch 4-14-25	ESD	30.77
05/23/2025	Chase Card Services	Saltgrass Steakhouse - Derrick's Dinner 4-15-25	ESD	52.50
05/23/2025	Chase Card Services	Fish City Grill - Derrick's Dinner 4-16-25	ESD	35.48
05/23/2025	Chase Card Services	Courtyard Marriott - Texas Fire Chief Assoc Conference fr...	ESD	564.96
Total 8025 - Per Diem Travel/Lodging				683.71
Total 8000 - TRAINING				683.71
Total Expense				12,915.56
Net Income				11,513.44

4:10 PM
06/03/25
Cash Basis

Cassie Volunteer Fire Department
Profit & Loss by Class
October 2024 through May 2025

	ESD	ESDC	FDE	TOTAL
Income				
4000 - Income				
4005 - ESD payments	173,410.60	0.00	54,452.53	227,863.13
4025 - Grants	19,543.00	4,886.00	0.00	24,429.00
4040 - FD Reimbursement	251.88	0.00	0.00	251.88
Total 4000 - Income	193,205.48	4,886.00	54,452.53	252,544.01
Total Income	193,205.48	4,886.00	54,452.53	252,544.01
Expense				
5000 - ADMINISTRATIVE				
5005 - Accounting	735.72	0.00	775.31	1,511.03
5015 - Meetings	43.04	0.00	0.00	43.04
5020 - Office Equipment/Maint.	1,320.09	0.00	0.00	1,320.09
5025 - Office Supplies	1,105.15	0.00	0.00	1,105.15
5035 - Shipping/Postage/PO Box Rental	219.96	0.00	0.00	219.96
5040 - Subscrip/Dues/Membrshp/RecMgmt	6,964.49	0.00	0.00	6,964.49
5042 - Record Mgmt Systems-ER,PC,CAD	7,835.00	0.00	0.00	7,835.00
5045 - Travel Allowance	1,468.72	0.00	0.00	1,468.72
5050 - Uniforms (Caps and Shirts)	1,188.00	0.00	0.00	1,188.00
5060 - Banking/StyDepBox/Chks/BkgdCks	106.76	0.00	0.00	106.76
5065 - Finance Chgs/Late Fees/Sales Tx	0.00	0.00	0.00	0.00
5076 - RECRUITMENT & RETENTION	7,212.75	0.00	0.00	7,212.75
5078 - Items to be reimbursed by ESD	191.88	0.00	0.00	191.88
Total 5000 - ADMINISTRATIVE	28,391.56	0.00	775.31	29,166.87
5200 - PAID POSITION				
5205 - Base Salary	0.00	0.00	47,104.64	47,104.64
5215 - CVFD SS & Medicare Tax Match	0.00	0.00	3,603.60	3,603.60
Total 5200 - PAID POSITION	0.00	0.00	50,708.24	50,708.24
5300 - BUILDING AND GROUNDS				
5310 - Janitorial Supplies	99.04	0.00	0.00	99.04
5320 - Repairs and Maintenance	3,799.23	0.00	0.00	3,799.23
5325 - Furn&YardEquip Repl/Rep/New	1,201.60	0.00	0.00	1,201.60
5330 - Electrical Service	2,242.07	0.00	0.00	2,242.07
5335 - Telephone Service	2,920.50	0.00	0.00	2,920.50
Total 5300 - BUILDING AND GROUNDS	10,262.44	0.00	0.00	10,262.44
5600 - COMMUNICATIONS				
5605 - Batteries, Clips, Acc.	484.99	0.00	0.00	484.99
Total 5600 - COMMUNICATIONS	484.99	0.00	0.00	484.99
6600 - INSURANCE				
6605 - Building and Property	3,132.00	0.00	0.00	3,132.00
6610 - Vehicle	9,185.31	0.00	0.00	9,185.31
6615 - Personnel Coverage	13,951.00	0.00	0.00	13,951.00
Total 6600 - INSURANCE	26,268.31	0.00	0.00	26,268.31
7000 - OPERATIONS				
7007 - CAD-Computer Aided Dispatch	8,207.93	0.00	0.00	8,207.93
7010 - Fuel-Vehicle and Equipment	457.64	0.00	0.00	457.64
7012 - Wex/Fuelman-Vehicles & Equip	3,686.25	0.00	0.00	3,686.25
7020 - Fire Extinguisher Test/Repr	105.00	0.00	0.00	105.00
7030 - First Responder Supplies	423.23	0.00	0.00	423.23
7035 - Ladder, Pump & Hose Testing	2,975.55	0.00	0.00	2,975.55
7040 - Minor Tools	146.86	0.00	0.00	146.86
7045 - Veh/Epmt Lights-Decals-Safety	2,609.18	0.00	0.00	2,609.18
7050 - Personal Protect Equip-PPE	5,493.77	0.00	0.00	5,493.77
7055 - PPE Testing/Cleaning/Repair	187.46	0.00	0.00	187.46
7057 - Operations - Radio Service Fee	5,583.48	0.00	0.00	5,583.48
7060 - Rehabilitation Supplies	497.38	0.00	0.00	497.38
7070 - SCBA Testing/Hydro/FaceMsk/Pack	600.00	0.00	0.00	600.00

Page 1

Minutes
BCESD #2
June 19, 2025
Page 19 of 25

4:10 PM
06/03/25
Cash Basis

Cassie Volunteer Fire Department
Profit & Loss by Class
October 2024 through May 2025

	ESD	ESDC	FDE	TOTAL
7072 - SCBA MAINTENANCE & REPAIR	1,579.00	0.00	0.00	1,579.00
7075 - State Veh Safety Inspec&Regist	80.50	0.00	0.00	80.50
7080 - Vehicle Maintenance/Repair	2,084.68	0.00	0.00	2,084.68
7085 - Vehicle Maint/Repr(Vendor)	8,087.52	0.00	0.00	8,087.52
7095 - Fire Fighting Equipmt - NEW	5,629.96	0.00	0.00	5,629.96
7096 - FIRE FIGHTING EQUIPMENT-MAINTEN	1,854.00	0.00	0.00	1,854.00
Total 7000 - OPERATIONS	50,289.39	0.00	0.00	50,289.39
8000 - TRAINING				
8020 - Training -VENDOR	895.83	0.00	0.00	895.83
8022 - Training-Certification&Testing	588.27	0.00	0.00	588.27
8025 - Per Diem Travel/Lodging	864.31	0.00	0.00	864.31
Total 8000 - TRAINING	2,348.41	0.00	0.00	2,348.41
9000 - PUBLIC RELATIONS				
9010 - Public Educatn/Relatn/Apprtn	2,304.87	0.00	0.00	2,304.87
Total 9000 - PUBLIC RELATIONS	2,304.87	0.00	0.00	2,304.87
Total Expense	120,349.97	0.00	51,483.55	171,833.52
Net Income	72,855.51	4,886.00	2,968.98	80,710.49

4:15 PM
06/03/25
Cash Basis

**Cassie Volunteer Fire Department
Profit & Loss Budget vs. Actual
October 2024 through May 2025**

	Oct '24 - May 25	Budget	\$ Over Budget
Income			
4000 - Income			
4005 - ESD payments	227,863.13	260,415.00	-32,551.87
4025 - Grants	24,429.00		
4040 - FD Reimbursement	251.88		
Total 4000 - Income	252,544.01	260,415.00	-7,870.99
Total Income	252,544.01	260,415.00	-7,870.99
Expense			
5000 - ADMINISTRATIVE			
5005 - Accounting	1,511.03	2,000.00	-488.97
5010 - Legal Services	0.00	100.00	-100.00
5015 - Meetings	43.04	300.00	-256.96
5020 - Office Equipment/Maint.	1,320.09	258.00	1,062.09
5025 - Office Supplies	1,105.15	1,000.00	105.15
5030 - Printer Supplies	0.00	300.00	-300.00
5035 - Shipping/Postage/PO Box Rental	219.96	150.00	69.96
5040 - Subscrip'n/Dues/Membrshp/RecMgmt	6,964.49	6,500.00	464.49
5042 - Record Mgmt Systems-ER,PC,CAD	7,835.00	6,000.00	1,835.00
5045 - Travel Allowance	1,468.72	100.00	1,368.72
5050 - Uniforms (Caps and Shirts)	1,188.00	2,500.00	-1,312.00
5055 - Printing Services	0.00	100.00	-100.00
5060 - Banking/ShyDepBox/Chks/BkgdCks	106.76	100.00	6.76
5070 - Replen Petty Cash/Toll Charges	0.00	350.00	-350.00
5076 - RECRUITMENT & RETENTION	7,212.75	10,200.00	-2,987.25
5078 - Items to be reimbursed by ESD	191.88	0.00	191.88
Total 5000 - ADMINISTRATIVE	29,166.87	29,958.00	-791.13
5200 - PAID POSITION			
5205 - Base Salary	47,104.64	68,040.00	-20,935.36
5215 - CVFD SS & Medicare Tax Match	3,603.60	5,206.00	-1,602.40
Total 5200 - PAID POSITION	50,708.24	73,246.00	-22,537.76
5300 - BUILDING AND GROUNDS			
5305 - Botanical Supplies	0.00	50.00	-50.00
5310 - Janitorial Supplies	99.04	200.00	-100.96
5320 - Repairs and Maintenance	3,799.23	2,500.00	1,299.23
5325 - Furn&YardEquip Repl/Rep/New	1,201.60	2,000.00	-798.40
5330 - Electrical Service	2,242.07	4,600.00	-2,357.93
5335 - Telephone Service	2,920.50	6,600.00	-3,679.50
Total 5300 - BUILDING AND GROUNDS	10,262.44	15,950.00	-5,687.56
5600 - COMMUNICATIONS			
5605 - Batteries, Clips, Acc.	484.99	1,000.00	-515.01
5615 - Non-Warranty Repair	0.00	500.00	-500.00
5620 - Digital Radio and Pagers	0.00	1,000.00	-1,000.00
Total 5600 - COMMUNICATIONS	484.99	2,500.00	-2,015.01
6600 - INSURANCE			
6605 - Building and Property	3,132.00	6,600.00	-3,468.00
6610 - Vehicle	9,185.31	14,200.00	-5,014.69
6615 - Personnel Coverage	13,951.00	18,550.00	-4,599.00
Total 6600 - INSURANCE	26,268.31	39,350.00	-13,081.69

Page 1

Minutes
BCESD #2
June 19, 2025
Page 21 of 25

4:15 PM
06/03/25
Cash Basis

Cassie Volunteer Fire Department
Profit & Loss Budget vs. Actual
October 2024 through May 2025

	Oct '24 - May 25	Budget	\$ Over Budget
7000 - OPERATIONS			
7007 - CAD-Computer Aided Dispatch	8,207.93	7,200.00	1,007.93
7010 - Fuel-Vehicle and Equipment	457.64	250.00	207.64
7012 - Wax/Fuelman-Vehicles & Equip	3,686.25	7,000.00	-3,313.75
7015 - Equipment Maint/Repr-Vendor	0.00	6,500.00	-6,500.00
7020 - Fire Extinguisher Test/Repr	105.00	300.00	-195.00
7025 - Fire Suppressant Supplies	0.00	5,000.00	-5,000.00
7030 - First Responder Supplies	423.23	6,000.00	-5,576.77
7035 - Ladder, Pump & Hose Testing	2,975.55	4,000.00	-1,024.45
7040 - Minor Tools	146.86	150.00	-3.14
7045 - Veh/Epmt Lights-Decals-Safety	2,609.18	100.00	2,509.18
7050 - Personal Protect Equip-PPE	5,493.77	5,000.00	493.77
7055 - PPE Testing/Cleaning/Repair	187.46	1,500.00	-1,312.54
7057 - Operations - Radio Service Fee	5,583.48	6,200.00	-616.52
7060 - Rehabilitation Supplies	497.38	500.00	-2.62
7065 - Rescue Equipment Maint/Repr	0.00	250.00	-250.00
7070 - SCBA Testing/Hydro/FaceMask/Pack	600.00	2,500.00	-1,900.00
7072 - SCBA MAINTENANCE & REPAIR	1,579.00	1,500.00	79.00
7075 - State Veh Safety Inspec&Regist	80.50	150.00	-69.50
7080 - Vehicle Maintenance/Repair	2,084.68	2,000.00	84.68
7085 - Vehicle Maint/Repr(Vendor)	8,087.52	18,000.00	-9,912.48
7090 - Equipmt Replmt(Fire Fightg)	0.00	1,750.00	-1,750.00
7095 - Fire Fighting Equipmt - NEW	5,629.96	2,500.00	3,129.96
7096 - FIRE FIGHTING EQUIPMENT-MAINTEN	1,854.00	1,007.00	847.00
7100 - Rescue Equipment - NEW	0.00	1,000.00	-1,000.00
7105 - Rescue Equipment - REPLMNT	0.00	200.00	-200.00
Total 7000 - OPERATIONS	50,289.39	80,557.00	-30,267.61
8000 - TRAINING			
8005 - AED, CPR, First Aid	0.00	454.00	-454.00
8020 - Training -VENDOR	895.83	10,500.00	-9,604.17
8022 - Training-Certification&Testing	588.27	1,000.00	-411.73
8025 - Per Diem Travel/Lodging	864.31	5,000.00	-4,135.69
8035 - Educational Supplies	0.00	600.00	-600.00
Total 8000 - TRAINING	2,348.41	17,554.00	-15,205.59
9000 - PUBLIC RELATIONS			
9005 - Educational Supplies	0.00	100.00	-100.00
9010 - Public Educatn/Relatn/Apprtn	2,304.87	500.00	1,804.87
9015 - Shipping and Postage	0.00	100.00	-100.00
9020 - Printing	0.00	100.00	-100.00
9025 - Recognition/Thank You	0.00	500.00	-500.00
Total 9000 - PUBLIC RELATIONS	2,304.87	1,300.00	1,004.87
Total Expense	171,833.52	260,415.00	-88,581.48
Net Income	80,710.49	0.00	80,710.49

4:39 PM
06/03/25
Cash Basis

Cassie Volunteer Fire Dept. & EMS
Balance Sheet
As of May 31, 2025

	May 31, 25
ASSETS	
Current Assets	
Checking/Savings	
1010 · FSB of Burnet - 68007	119,813.56
Total Checking/Savings	119,813.56
Total Current Assets	119,813.56
Other Assets	
1090 · Transfers (In/Out)	-70,000.00
Total Other Assets	-70,000.00
TOTAL ASSETS	49,813.56
LIABILITIES & EQUITY	
Equity	
3010 · Unrestricted Net Assets	52,692.94
Net Income	-2,879.38
Total Equity	49,813.56
TOTAL LIABILITIES & EQUITY	49,813.56

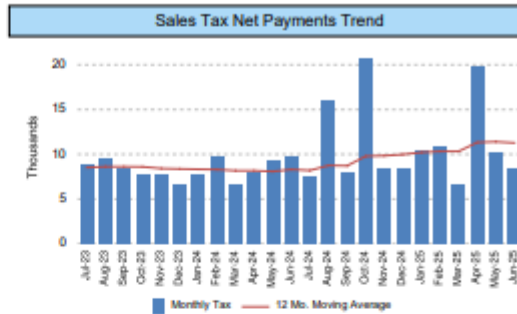
4:39 PM
06/03/25
Cash Basis

Cassie Volunteer Fire Dept. & EMS
Profit & Loss Detail
May 2025

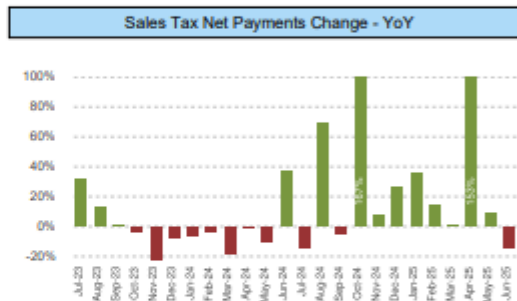
Date	Name	Memo	Cl...	Paid Amount	Balance
Income					
4000 · INCOME					
4010 · Individual Donations					
05/22/2025	PayPal Donations	Donations received through PayP...	FD	700.00	700.00
Total 4010 · Individual Donations				700.00	700.00
Total 4000 · INCOME				700.00	700.00
Total Income				700.00	700.00
Expense					
7000 · OPERATIONS					
7100 · RESCUE EQUIPMENT-NEW					
05/13/2025	MES Service Comp...	IN22508782 - Strong Arm LE100 ...	FD	8,704.55	8,704.55
Total 7100 · RESCUE EQUIPMENT-NEW				8,704.55	8,704.55
Total 7000 · OPERATIONS				8,704.55	8,704.55
Total Expense				8,704.55	8,704.55
Net Income				-8,004.55	-8,004.55

H&L Companies
SALES TAX SNAPSHOT
 Burnet Co ESD 2
 Jun-25

Sales Tax Net Payments			
FY Mo.	FY2024	FY2025	YoY % Change
Oct	\$ 7,725	\$ 20,616	166.9%
Nov	\$ 7,743	\$ 8,346	7.8%
Dec	\$ 6,591	\$ 8,329	26.4%
Jan	\$ 7,684	\$ 10,456	36.1%
Feb	\$ 9,624	\$ 10,949	13.8%
Mar	\$ 6,536	\$ 6,561	0.4%
Apr	\$ 7,867	\$ 19,880	152.7%
May	\$ 9,303	\$ 10,122	8.8%
Jun	\$ 9,803	\$ 8,413	-14.2%
Jul	\$ 7,539		
Aug	\$ 16,097		
Sep	\$ 8,050		
FYTD	\$ 72,876	\$ 103,671	42.3%
FY Total	\$ 104,563		



Top 10 Taxpayers			
Rank	Company	FYTD Collections	% Total
1	AMAZON.COM SERVICES LLC (MARKETPLACE)		
2	SMS BUCHANAN BUSINESS INC		
3	AMAZON.COM SERVICES LLC		
4	BUCHANAN SEPTIC TANKS INC.		
5	NEXT LEVEL SPORTS		
6	VISTA WINDOWS & DOORS INC.		
7	REVEILLE PEAK RANCH SOLUTIONS LLC		
8	FESTIVAL OUTFITTER		
9	JIM EACHUS		
10	APPLE INC.		
Top 10 Companies		\$ 71,553	67.6%
1236 Other Large Companies		\$ 31,497	29.8%
Small Companies/Other		\$ 2,641	2.5%
Single Local Tax Rate (SLT)		\$ 107	0.1%
Total		\$ 105,797	100.0%



Industry Segment Collections Trend - YoY % Chg						
SEGMENT	Jan	Feb	Mar	Apr	May	Jun
Retail Trade	13.3%	13.2%	5.7%	254.7%	-1.5%	-1.7%
Manufacturing	4.9%	-20.1%	-2.0%	-29.9%	6.8%	-36.2%
Recreation, Arts, Entmt	111.1%	38.9%	14.3%	1.5%	92.7%	-29.9%
Telecom	272.7%	120.2%	8.3%	26.1%	36.8%	2.2%
Admin, Support, Waste Mgmt	-73.0%	-52.5%	-51.6%	-55.9%	-71.3%	-54.6%
All Others	34.1%	-15.2%	-26.7%	22.4%	29.9%	-28.3%
Total Collections	30.8%	11.5%	-0.3%	155.7%	4.0%	-16.3%

